

Nuachtlitir Scoil Bhríde

Uimhir 12 **Bealtaine 2020/May 2020**

www.scoilbhríde1862.ie FB: Scoil Bhríde Mionloch/Menlo

Twitter: @ScoilbhrídeMen1

Classroom Meet Up Update

Seo nóta beag faoin Classroom.

As detailed in our last newsletter we are organising a weekly meet up between the class pupils and their teachers. **We are ready to launch these this week!**

What do I have to do?

2 forms must be submitted to us either by clicking the link on this page (title of each form) or via the link sent to you in your text yesterday and one this evening.

- 1) [Consent to enable Meet/Jamboard](#) which was sent yesterday (12/5/20)
- 2) [Code of Behaviour Form](#) to be sent on 13/5/2020. Both need to be completed to access the Meet Up.

When?

The timetable for the classes are below. The link will not be live/appear until just before the class is ready to begin. So an 11am meet up will not have a link ready until 10:58am.

Where?

The links will be in the Classwork section of your child's class.

What if we are late or can't make it?

That's no problem! This week we fully expect to be ironing out any technical questions/queries –If you can join us then make sure your mic is off and your video is on when you join in!

What will we be doing?

Other than catching up with each other. We expect to iron out any technical issues or questions that you may have when joining meet. This means that next week we will all be a little bit wiser. We have screenshots on page 2 to help you connect to the Meet Up. We were delighted with the response from you all in relation to setting up a class meet and we decided to start the ball rolling now. So while we know it is short notice we are hoping to get as much of the technical difficulties sorted for a smooth meet up next week. All queries or technical questions can be emailed to gsuite@scoilbhríde1862.ie

Clár Ama / Timetable

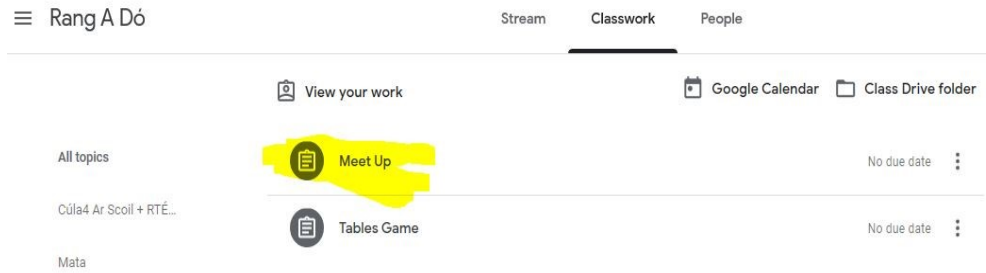
Deardaoin/	Am/Time
11:00	Rang 6
11:30	Rang 5
12:00	Rang 4
12:30	Rang 3
14:00	Náí Mhóra

Aoine/Friday	Am/Time
11:00	Rang 1
11:30	Rang 2
12:00	Náí Bheaga



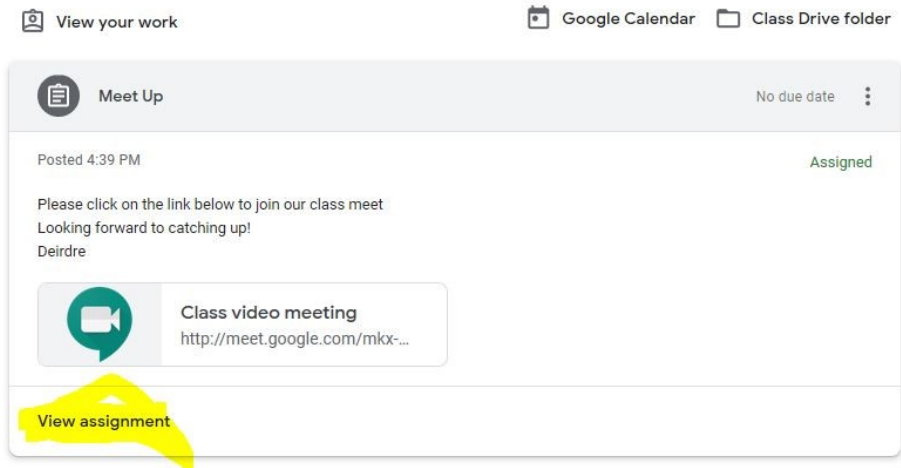
Classroom Meeting Update

See our screenshots below for the steps to accessing the meet up.

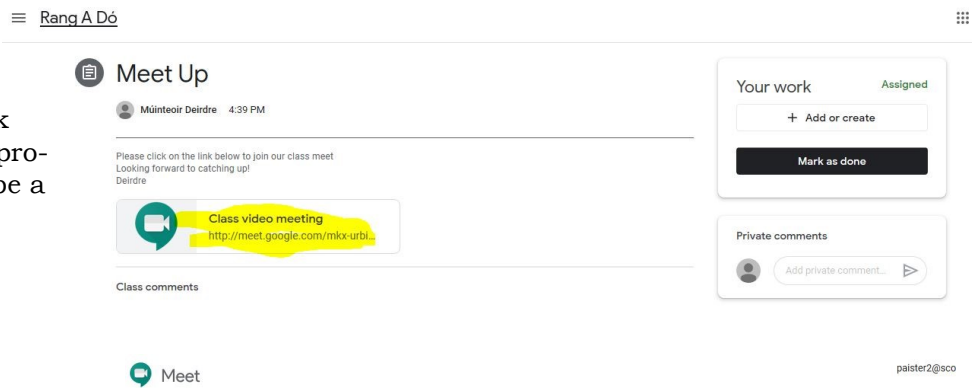


1 & 2

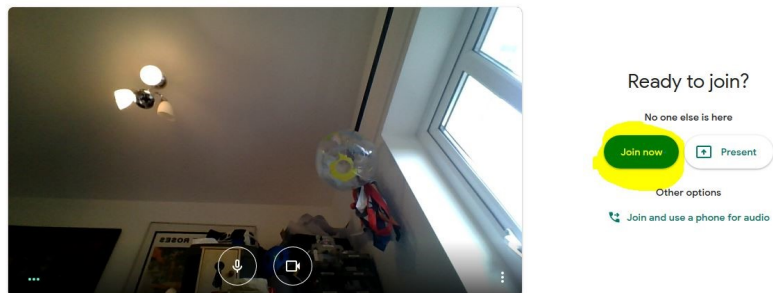
When you go into your classroom under Classwork you will see the Meet Up assignment. Click on it and on View Assignment



3 Click on the link your teacher has provided—there will be a camera beside it



4 Click Join now



5 You're in!

As you can see at the bottom of your picture make sure your mic is on mute—click on it and a line will cross it out and your camera is on.

